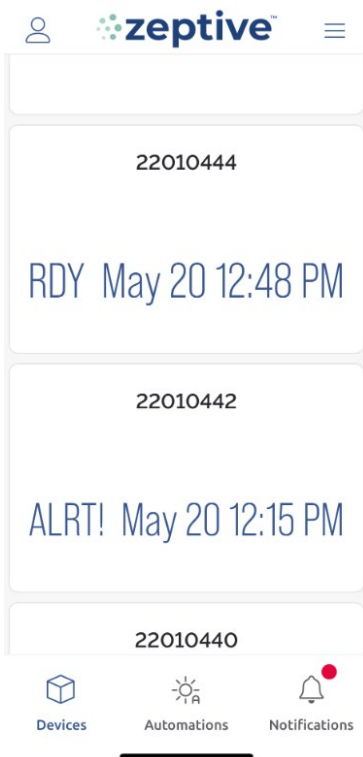


On installations with multiple devices, the unit’s location information is very useful when receiving alerts. Installation location details can be updated for each device serial number in the **Device Name** field via the phone application or the web console. The device serial number can be found on the back of the unit and inside the access door.

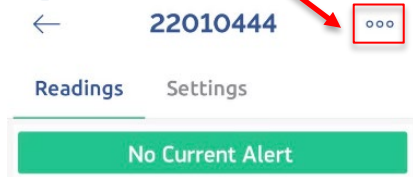
Serial Number	Installation Location

Updating a device name via the phone app

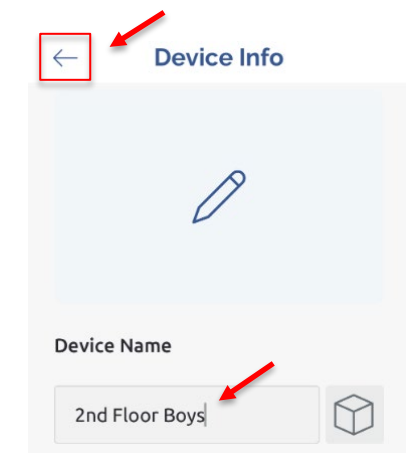
1 Select device to edit



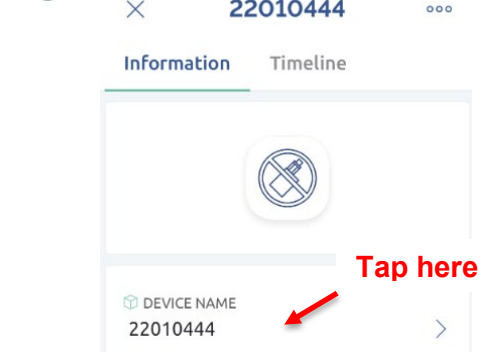
2 Tap on the 3 dots



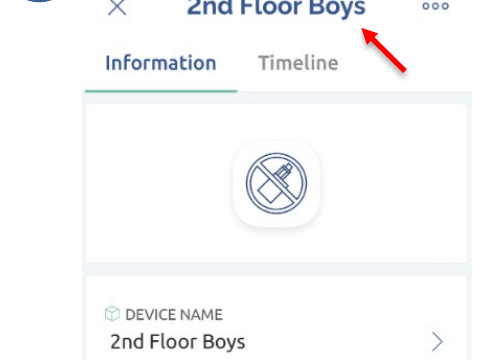
4 Enter new name then press back arrow



3 Edit Device Name



5 Verify new name

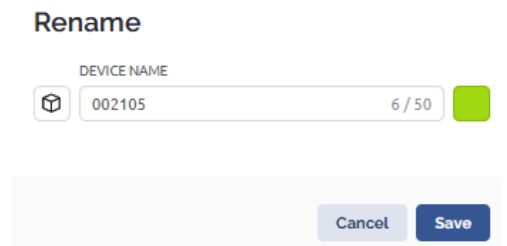

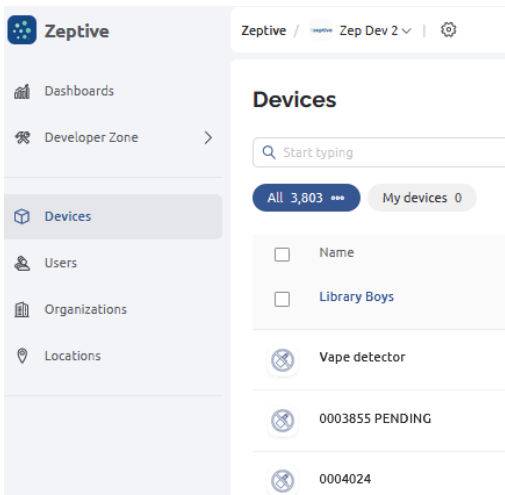


See reverse side for web console instructions

Serial Number	Installation Location

Updating a device name via the web console

- 1 Select the device to edit in your organization
- 2 Click on the 3 dots and select Rename
- 3 Rename the device and click Save



See reverse side for phone app instructions 